

Lesbian, Gay, Bisexual
and Transgender
Grantmaking
by U.S. Foundations

A report by Funders for Lesbian and Gay Issues



calendar year 2003

acknowledgements

Funders for Lesbian and Gay Issues thanks our members and foundation funders whose support of our work has made this research and publication possible.

We also want to extend our thanks to the grantmakers who responded to our requests for information. Their reporting provided the bulk of the information represented in this report.

FUNDERS FOR LESBIAN AND GAY ISSUES STAFF:

Addison Smith, *Operations Coordinator*

Robert Vázquez-Pacheco, *Program Manager*

Karen Zelermyer, *Executive Director*

Special thanks to Steven Lawrence, Director of Research at the Foundation Center, for his advice and support.

Funders for Lesbian and Gay Issues, "Report on Lesbian, Gay, Bisexual and Transgender Grantmaking by U.S. Foundations (Calendar Year 2003)" (2005).

Copyright © 2005 Funders for Lesbian and Gay Issues

Funders for Lesbian and Gay Issues is an association of grantmakers committed to increasing philanthropic resources for lesbian, gay, bisexual and transgender (LGBT) organizations, programs and projects. Our work is focused around the following areas: Increasing the philanthropic community's knowledge, understanding and support of critical funding needs in LGBT communities; Educating individuals and organizations about philanthropy and how to access philanthropic resources for LGBT issues; Encouraging increased visible representation of LGBT people within the foundation community at the staff and trustee levels; Supporting the development and capacity of LGBT-identified foundations and promoting the growth of this sector within the field of philanthropy.

This report provides information on the status of LGBT-related giving by U.S. foundations in calendar year 2003. Contained within its pages is information about the richness of the LGBT community's non-profit infrastructure and the range of issues, populations and strategies being addressed and funded.

The giving tracked in 2003 speaks volumes about the commitment of grantmakers to support LGBT youth and to create safe and affirming school environments; to empower organizations working to counter the attacks on LGBT civil and human rights through litigation, public education, advocacy and community organizing; and to help the LGBT community protect, care for, affirm and celebrate our lives and relationships.

The information in this report also reveals some of the field's vulnerabilities and challenges: it illustrates a dependence on a handful of foundations and a continued lack of growth in the overall share of the giving pie allocated to LGBT issues.

- The total dollars granted to LGBT issues in 2003 was, once again, 0.1%, the same percentage of total giving by foundations reported by the Foundation Center in 1989 (the first year they tracked LGBT giving).
- Additionally, the top 10 foundations, by dollars granted, accounted for 46% of all giving to the field. While this is a decrease of 12% from the total provided by the top 10 funders in 2002, it still accounts for a disproportionately high percentage of the dollars granted. It should certainly alert us to the potential for far-reaching effects on grantees should any of these funders curtail or shift their funding priorities.

This report is set within a challenging economic climate. Giving in 2003 was in its second year of decline, with the Foundation Center reporting a drop of 0.4% in total giving from 2002 levels (\$30.4 billion in 2002 to \$30.3 billion in 2003). The decline in giving to LGBT issues was even more severe with a drop of 4.0%, from \$30 million in 2002 to \$28.7 million in 2003.

Earlier this year (January 2005), Funders for Lesbian and Gay Issues published the first-ever report tracking LGBT giving by U.S. foundations establishing calendar year 2002 as a benchmark. Although it is not possible to identify trends based on two years of data, there are some significant differences to be noted between the two years:

- The 2003 data includes 1,657 grants made by 154 grantmakers; 2002 included 1,570 grants made by 139 grantmakers. In spite of the increase in the number of grantmakers and the number of grants made, there was still a 4% decrease in the total dollars granted.
- In 2002, project-specific support accounted for 57% of the dollars granted and general support accounted for 35%; in 2003, the amount allocated to project support declined by more than ten percentage points (to 47%) and the share going to general support increased by eleven percentage points (to 46%).

- In 2002, local organizations received 42% of all grant dollars; in 2003, they received 36% of all grant dollars, a six percentage point decrease. In 2002, national organizations received 39% of the dollars granted; in 2003, they received 46%, an increase of seven percentage points.
- In 2002, independent foundations accounted for 69% of all dollars granted; in 2003 they accounted for 61% of the total. The share of the dollars granted by public foundations grew by ten percentage points, from 8% of the total granted to 18% of the total granted.

Funders for Lesbian and Gay Issues is publishing these reports as a tool for grantmakers concerned about developing, refining and assessing their support of LGBT issues and organizations, and as a resource for philanthropic and community activists working to advocate for an increase in, or more strategic allocation of, support for LGBT issues, organizations and programs.

Finally, we offer these reports with a deep sense of gratitude and respect for the commitment, creativity, generosity and determination of those grantmakers that have stepped forward with their support, and to the hundreds of organizations and thousands of individuals working for the civil, human and cultural rights of LGBT people world-wide.



Karen Zelermyer
Executive Director
November 2005

2003 Report Highlights

1. In calendar year 2003, 154 U.S. grantmakers made 1,657 grants and spent \$28.7 million dollars in support of Lesbian, Gay, Bisexual and Transgender issues and organizations.
2. Independent foundations provided the majority of the funding to the field.
3. The combined funding of the top ten foundations, by dollars granted, accounted for 46% of the total funding, a twelve percentage point decrease in the total share reported in 2002.
4. The top ten foundations, by number of grants made, accounted for 46% of the total grants made.
5. Of the fifty largest U.S. foundations by asset size, eight made LGBT-related grants.
6. Almost one-third of all grant dollars went to ten organizations.
7. Organizations doing national work received the largest share of grantmakers' support.
8. General support and project support was almost evenly divided.
9. Children and Youth were the population sub-group receiving the greatest amount of support from grantmakers.
10. Grantmakers supported a wide range of strategies employed by nonprofit organizations in accomplishing their work.
11. Civil Rights and Human Rights, including Marriage/Civil Unions, were the issue areas receiving the largest percentage of funding to the field.

Shifts in Funding From 2002 to 2003

Two years of data does not provide enough information to determine or predict funding trends. Nonetheless, the data reveals shifts that are worth noting as we look for trends in future years.

- The 2003 data includes information on 1,657 grants made by 154 grantmakers; 2002 included 1,570 grants made by 139 grantmakers. In spite of the increase in the number of grantmakers and the number of grants made, there was still a 4% decrease in the total dollars granted.
- In 2002, local organizations received 42% of all grant dollars; in 2003 they received 36% of all grant dollars, a six percentage point decrease.
- In 2002, national organizations received 39% of the dollars granted; in 2003, they received 46%, an increase of seven percentage points.
- In 2002, project-specific support accounted for 57% of the dollars granted and general support accounted for 35%; in 2003, the amount allocated to project support declined by more than ten percentage points and the share going to general support increased by eleven percentage points.
- In 2002, independent foundations accounted for 69% of all dollars granted; in 2003, they accounted for 61% of the total.
- The share of the dollars granted by public foundations grew by ten percentage points, from 8% of the total dollars granted in 2002 to 18% of the total granted in 2003.
- In 2002, independent foundations established by lesbians and gay men accounted for 42% of the total dollars granted by independent foundations; in 2003, they accounted for 38.6% of the total dollars granted by independent foundations.

1. In calendar year 2003, 154 U.S. institutional grantmakers spent just under \$28.7 million dollars in support of Lesbian, Gay, Bisexual and Transgender issues and organizations.

- A total of 239 grantmakers were reviewed by us for this report; 85 of those grantmakers reported doing no LGBT funding in 2003.
- The 154 grantmakers reporting support for LGBT specific organizations and issues included 68 independent (non-corporate) foundations, 31 community foundations, 41 public foundations, 11 corporate giving programs/corporate foundations, 2 non-profit organizations and 1 “other.”¹
- These 154 grantmakers made 1,657 grants totaling \$28,690,715.
- The average grant amount was \$17,315; the median grant amount was \$10,000. The fact that the average is higher than the median reflects the upward pull of the largest grants.
- A total of 62 grants were made equal to or exceeding \$100,000. There were two grants of \$500,000. In 2002, there were five grants above \$500,000 – including one grant of \$1,000,000.
- There were additional grants totaling \$1,100,000 (California Endowment: \$300,000; Anonymous: \$810,000) for regranting by public foundations.
- Twenty-eight (28) of the grantmakers reporting LGBT grants in 2003 were new to our list this year (i.e. not reviewed in 2002); 7 grantmakers reporting 2003 LGBT grants made no LGBT grants in 2002 (but were reviewed in 2002); 18 of the grantmakers reporting LGBT grants in 2002 reported no LGBT grants in 2003.
- The total dollars granted accounts for just under 0.1% (one-tenth of one percent) of the \$30.3 billion in grants tracked by the Foundation Center for the same time period.

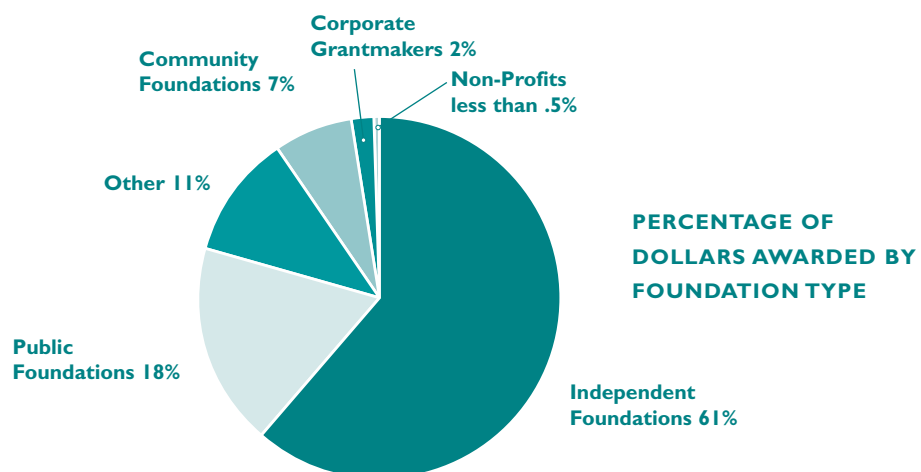
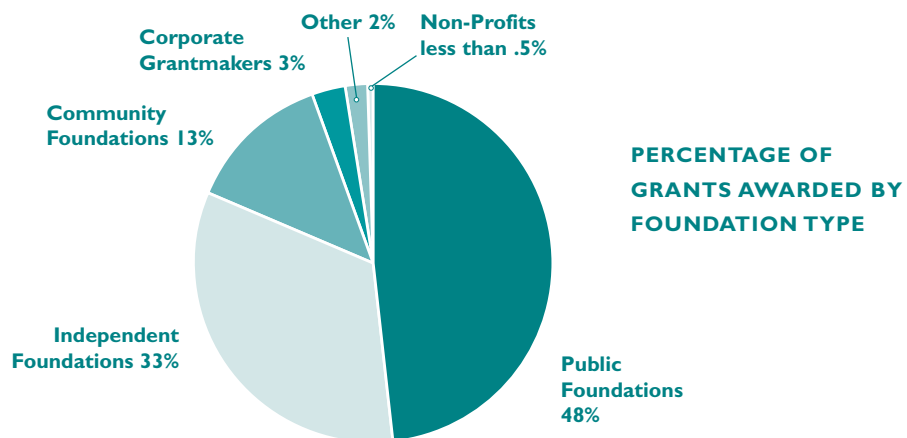
2. Independent foundations provide the majority of the funding to the field.

- Independent foundations gave 61% of all dollars awarded to the field, a decrease of seven percentage points from the total awarded in 2002. The average grant amount (\$31,622) was more than three times larger than the average grants from any of the other foundation types. The median grant was \$15,000.
- Public foundations increased their share of both the number of grants funded (from 28% to 48%) and the total dollars granted (from 8% to 18%). The average grant was \$6,613; the median grant was \$3,000.

1. Other includes anonymous and unspecified gifts/donors.

an in-depth view

- Of the \$5,244,268 granted by public foundations, LGBT foundations accounted for 55% of all public foundation dollars granted, progressive foundations accounted for 29% and women’s and religious foundations accounted for 8% each.
- Donor-advised grants accounted for 50% of the combined funding reported by public and community foundations. Overall, donor-advised grants represented 24% of the total number of grants made and 9% of the total dollars funded.
- Thirty-one (31) community foundations gave a total of \$2,098,241, accounting for 7% of the total dollars granted and 13% of the grants.
- Twenty-five (25) of the 31 community foundations reporting grants were National Lesbian and Gay Community Funding Partnership sites.² The average grant was \$9,669; the median grant was \$3,000.



2. The National Lesbian and Gay Community Funding Partnership, a project of Funders for Lesbian and Gay Issues, promotes and supports the development of LGBT funds within community foundations.

- Independent foundations established by lesbians and gay men accounted for 23.6% of the total grants made and 38.6% of the total dollars granted by independent foundations.³

3. The combined funding of the top ten foundations accounted for 46% of all dollars granted, a twelve percentage point decrease in the total share reported in 2002.

- The top ten foundations combined awarded 490 grants totaling \$13,121,212 – 46% of all dollars and 30% of the grants going to the field. The average grant from this group was \$26,777. The median grant was \$10,000.
- The remaining 144 grantmakers awarded 1,167 grants totaling \$15,569,503. The average grant was \$13,341. The median grant was \$5,000.
- Eighty-three (83) of the 154 grantmakers gave less than \$50,000 in grants (54% of our sample); 50 grantmakers gave less than \$25,000.
- The top four foundations combined awarded 199 grants totaling \$8,971,439 – 30% of all grant dollars. These four were the only grantmakers giving more than \$1 million for LGBT issues.
- Seven of the ten foundations on this list are independent. Three are public foundations.
- The largest funder of LGBT issues was the Gill Foundation with 125 grants totaling \$2,648,863, 9% of all dollars granted in 2003.
- Three of the top ten are independent foundations started by gay white men: Gill Foundation, Arcus Foundation and the H. van Ameringen Foundation.

TEN LARGEST FUNDERS OF LGBT ISSUES & ORGANIZATIONS BY DOLLARS GRANTED

Foundation	Total \$
Gill Foundation	2,648,863
California Endowment	2,241,576
Evelyn and Walter Haas Jr. Fund	2,086,000
Ford Foundation	1,995,000
Astraea Lesbian Foundation for Justice	977,504
H. van Ameringen Foundation	708,000
Stonewall Community Foundation	680,286
Funding Exchange	669,983
Mertz-Gilmore Foundation	585,000
Arcus Foundation	529,000

3. These figures are based on limited available information from “out” donors and does not necessarily reflect the full scope of funding by LGBT people through their foundations.

an in-depth view

4. The top ten foundations, by number of grants made, accounted for 46% of all the grants made.

- The top ten foundations, by numbers of grants made, gave 756 grants totaling \$6,839,886, 46% of the grants made and 24% of the dollars. The average grant was \$9,047. The median grant was \$5,000
- Four foundations on this list are also on the list of the ten largest foundations by dollars granted.
- Seven of the ten foundations are public foundations; five of the seven are public LGBT foundations.
- The three independent foundations in this group were all founded by gay white men.

TEN LARGEST FUNDERS OF LGBT ISSUES & ORGANIZATIONS BY NUMBER OF GRANTS

Foundations	# of Grants
Astraea Lesbian Foundation for Justice	134
Gill Foundation	125
Pride Foundation	117
Equity Foundation	87
Funding Exchange	71
Horizons Foundation	64
Stonewall Community Foundation	45
David Bohnett Foundation	39
The Paul Rapoport Foundation	38
Global Fund for Women	36

5. Of the fifty largest U.S. foundations by asset size, eight made LGBT grants.

- The combined LGBT giving of the fifty largest U.S. foundations by asset size was 17.6% of the total given to the field, 7.4 percentage points less than reported in 2002.
- The combined giving of the top two foundations in our database from that list (California Endowment and Ford) accounted for 15% of all giving to the field, a decrease of six percentage points from the previous year.
- Three of the eight foundations awarded one grant.

6. Almost one-third of all dollars granted went to ten organizations.

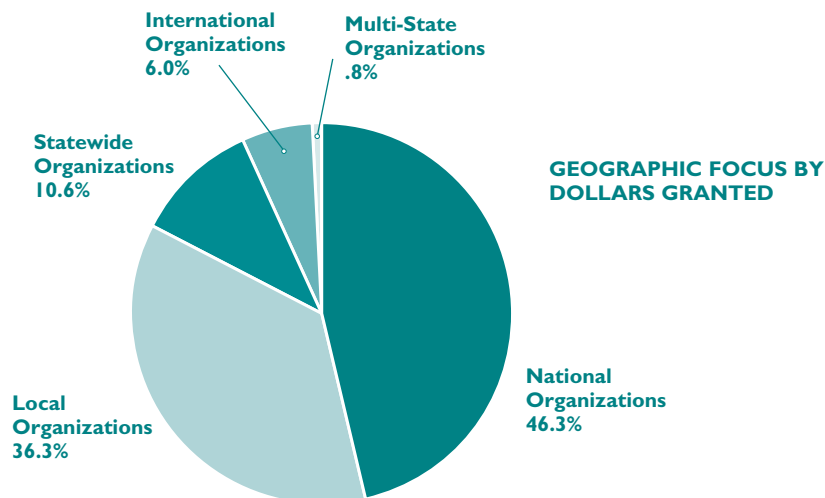
- The top ten organizations, by dollars granted, received \$9,368,358 – 32.6% of the total.

TOP TEN ORGANIZATIONS BY DOLLARS GRANTED

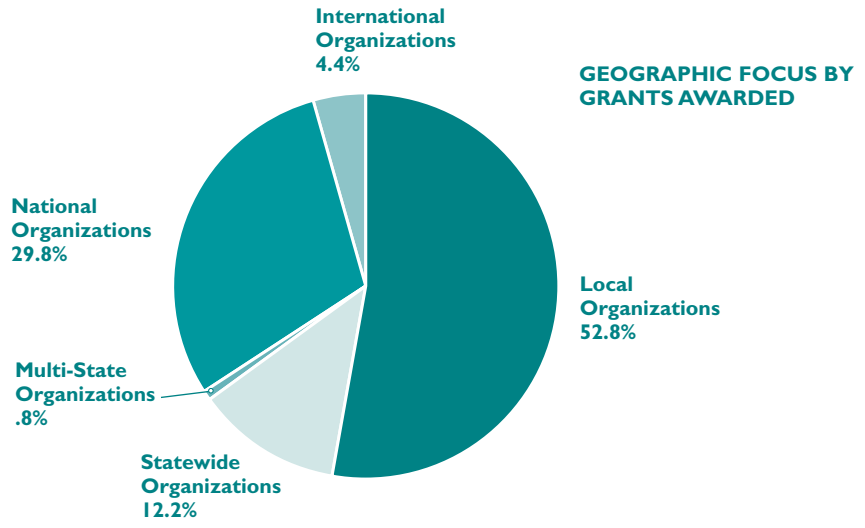
Organizations	Total \$
National Gay & Lesbian Task Force	1,672,450
Lambda Legal Defense & Education Fund	1,335,866
Gay, Lesbian, Straight Education Network	1,227,765
Funders for Lesbian and Gay Issues	1,025,750
Gay & Lesbian Alliance Against Defamation	923,077
National Center for Lesbian Rights	739,350
American Civil Liberties Union/LGBT Rights Project	659,750
Horizons Foundation	645,500
Freedom to Marry	607,250
International Gay & Lesbian Human Rights Commission	531,600

7. Organizations doing national work received the largest share of foundation support.

- Local LGBT organizations received 36.3% of all grant dollars, a decrease of almost six percentage points from 2002 funding. National organizations received 46.3%, an increase from 2002 of more than seven percentage points of all dollars granted.



an in-depth view



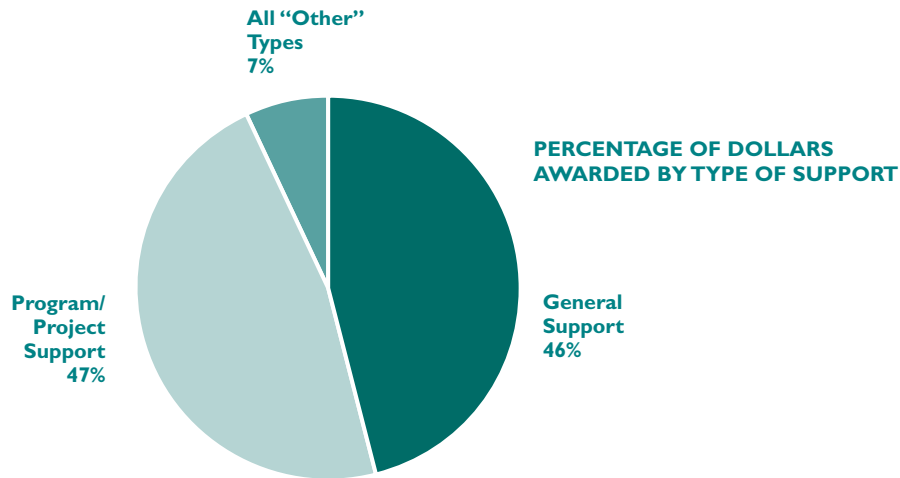
AVERAGE / MEDIAN GRANT SIZE BY GEOGRAPHIC FOCUS

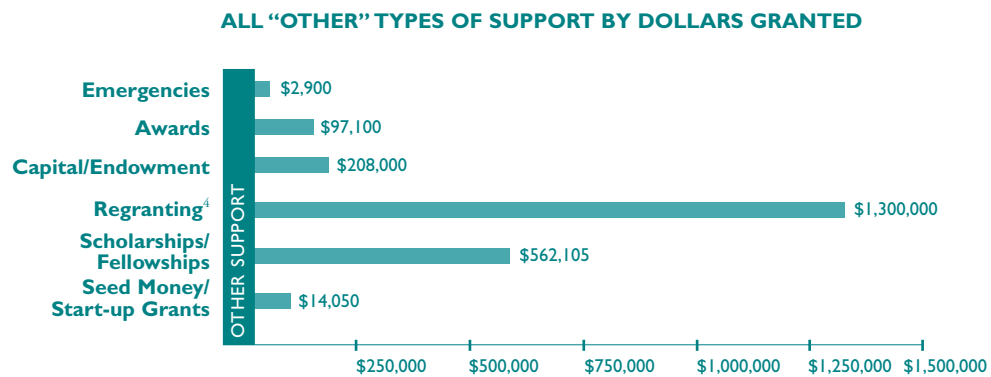
Local Organizations	=	\$11,900 / \$5,000
Statewide Organizations	=	\$15,000 / \$7,500
Multi-State Organizations	=	\$18,000 / \$10,000
National Organizations	=	\$27,000 / \$10,000
International Organizations	=	\$23,500 / \$7,000

- Forty-four percent (44%) of the dollars awarded for international work went to U.S.-based groups.
- Eighty-three percent (83%) of the grants and 89% of grant dollars for national work went to organizations based in three states: New York (36.5%), the District of Columbia (25%) and California (19.5%).
- Four states (CA, NY, OR, WA) accounted for 62% of all local grants and 32% of all grants made. Local groups in California and New York accounted for 69% of all the local dollars and 25% of the total dollars granted.
- Eight states received no funding at all – Alabama, Delaware, Hawaii, Kansas, Maryland, Mississippi, North Dakota and South Dakota.

8. General support and project support were almost evenly divided.

- General operating support made up 52% of all grants made and 46% of all dollars awarded.





9. Children and Youth were the population sub-group receiving the greatest amount of support from grantmakers.⁵

- Over fifty-eight percent (58.6%) of all grant dollars awarded sought to serve or affect LGBT people generally rather than any specific demographic subgroup.
- Youth-serving organizations or programs received 23.1% of all grant dollars and 24.3% of all grants made.
- Of the grants targeting specific gender/sexual orientation populations, lesbians received the largest share (7% of dollars/174 grants). Fifty percent of those grants came from lesbian and women’s foundations.
- People of color communities and organizations received 3.1% of the total dollars granted.
- The primary constituencies identified in the “Other Named Group” category were religious groups and clergy, funders, and other professionals including social workers, teachers and journalists.

4. There was an additional \$1,100,000 awarded for regranting to other foundations that is not included in these numbers. The money is reflected in the grants lists of the foundations that did the regranting.

5. In order to be included in the database, a grant had to target LGBT specific issues, organizations or people. Therefore, when coding grants by population, non-LGBT defining characteristics were always given preference.

FUNDING BY PRIMARY POPULATION SERVED OR ADDRESSED⁶

Funding by Issues	\$ Value of Grants	% of Total Dollars Granted	# of Grants
All LGBT	16,819,622	58.6	968
Intersex	61,000	0.2	5
Gay Men	162,754	0.6	25
Lesbians	2,002,808	7.0	174
Bisexuals	14,500	0.0	4
Transgender	714,818	2.5	45
LGBT – General	13,863,742	48.3	715
Children & Youth	6,646,360	23.1	404
Other Named Groups	1,324,580	4.6	53
Aging/Elderly/Seniors	1,063,482	3.7	47
General Population	968,750	3.4	48
All People of Color	901,550	3.1	71
POC – General	101,750	0.3	12
Asian/Pacific Islanders	91,750	0.3	8
People of African Descent	325,800	1.2	29
Hispanics	359,750	1.3	19
Native American	5,000	0.0	1
Other Specified Groups	17,500	0.0	2
Military/Veterans	409,000	1.4	25
Immigrants/Newcomers/Refugees	196,200	0.7	13
Women – General	69,950	0.2	8
People with Disabilities	43,500	0.2	7
Sex Workers	24,100	0.0	2
Offenders/Ex-offenders	10,000	0.0	2
Poor/Economically Disadvantaged	2,500	0.0	1

10. Grantmakers supported a wide range of strategies.

- Organizations funded to do advocacy, community organizing, litigation and public education received one-third of all grant dollars.⁷
- Organizations providing direct services to LGBT people, including LGBT community centers, medical and mental health programs, youth and senior programs, and cultural projects received 17.7% of all grant dollars.

6. The totals here do not match the overall totals on page 6 because this table does not include grants where the primary population was unspecified.

7. This category is under-reported and does not include organizations using a multi-strategy approach.

an in-depth view

FUNDING BY STRATEGY

Strategy Grants	\$ Value	% of Total of Grants	# of Dollars Granted
Multi-Strategy ⁸	4,377,223	15.2	186
Direct Services	4,289,910	14.7	352
Community Organizing	3,830,498	13.3	161
Advocacy	2,657,749	9.3	131
Philanthropy	2,574,406	9.0	60
Litigation	2,121,381	7.4	86
Organizational Capacity Building	2,112,438	7.3	73
Research	1,011,146	3.5	37
Culture	881,693	3.0	143
Public Education	870,924	3.0	46
Conferences & Seminars	568,535	2.0	38
Leadership Development	557,304	1.9	74
Film/Video/Radio Production	534,650	1.8	36
Training/Technical Assistance	429,559	1.5	25
Electronic Media/Online Services	224,447	0.8	9
Fundraising Events	176,720	0.6	48
Publications	85,024	0.3	14
Curriculum Development	73,031	0.2	3
Match	39,150	0.1	5
Other	317,030	1.1	24
Unspecified	862,896	3.0	105

11. Civil and Human Rights, including Marriage/Civil Unions, were the issue areas receiving the largest percentage of funding to the field.

- Almost 32% of all dollars and 16.5% of the grants supported civil rights, human rights and marriage rights, with an average grant amount of \$29,250 – more than \$12,000 above the overall average. Some of the issues, beyond marriage, categorized as Civil Rights and Human Rights include: LGBT immigration and asylum, employment discrimination, and fighting anti-gay ballot initiatives.
- Organizations doing Community Building work received 19.2% of all grant dollars and 30% of all grants, the second largest issue area funded. Included in this category were community centers, cultural projects, film festivals, organizations providing social networking or non-health related social services and community organizing projects.

8. This category includes organizations doing some combination of litigation, public education, advocacy, and direct service.

- The “Other” category included projects serving indigent youth, youth in foster care, research on specific topics such as electoral campaigns, attitudinal issues and support for sports-related projects such as the gay games.

FUNDING BY PRIMARY ISSUE

Primary Issue	\$ Value of Grants	% of Total Dollars Granted	# of Grants
Civil Rights	6,907,601	24.0	242
Community Building	4,956,990	17.1	500
Health	3,447,051	12.0	166
Education/Safe Schools	2,986,580	10.4	135
Philanthropy	2,359,406	8.2	60
Homophobia	1,491,442	5.2	120
Human Rights	1,095,134	3.8	46
Marriage/Civil Unions	1,079,980	3.8	31
Other	877,109	3.1	37
Anti-Violence	483,966	1.7	46
Gender-Identity	473,027	1.6	51
Unspecified	455,862	1.6	44
Religion	430,570	1.5	35
Military	409,000	1.4	25
Strengthening Families	378,247	1.3	50
Multi-Issue	342,900	1.2	39
Housing	281,850	1.0	19
Labor/Employment	220,000	0.8	9
Visibility	14,000	0.0	2

Scope of the Database

We knew when we initiated this research project that it would be impossible to survey the entire universe of grantmakers supporting LGBT organizations and projects. The reasons for this are twofold. First, there is no uniformity in the grants classification systems used by grantmakers. (For example, some foundations classify LGBT as a population, others as an issue; many do not use LGBT as a grants classification category at all and have no way of pulling that information out of their databases). And, second, with a universe of more than 66,000 U.S. foundations, it was not feasible, or even possible, to do a comprehensive search of all grants made by all grantmakers.

Based on these factors, there were essentially two ways to proceed. Our first option was to select a totally random sample of foundations. The advantage of this methodology is that it would provide us with a statistically representative sample and the ability to generalize about the overall state of LGBT funding. The disadvantage is that, given how few funders of LGBT issues there are and the limitations described above regarding grants classification systems, the data would be limited to generalizations and miss the depth and richness of detail around who is funding LGBT issues. The second option was to create a purposive sample that would target grantmakers known to us as funding, or being open to funding, LGBT organizations. We opted for the purposive sample believing that both the quantity and quality of the information would provide greater insight and information about the state of LGBT philanthropy.

Population surveyed

Requests for information were sent to:

- Three hundred two (302) foundations listed in *Funders for Lesbian, Gay, Bisexual and Transgender Programs: A Directory for Grantseekers*;
- Seventy-five (75) additional grantmakers identified either through the Foundation Center database or from the funders lists of select LGBT organizations;
- The top 50 foundations by asset size (of which 15 were included as a part of the 377 above).

In total, information was solicited from 412 grantmakers including independent, public, community and corporate foundations, and non-profits with grant programs. This report represents information from 239 (58%) of those grantmakers.

Information was obtained through self-reporting by foundations and a review of 990s and annual reports as posted on-line and in the Foundation Center's database.

Criteria for inclusion and/or exclusion of grants

Our goal was to ensure that the data collected focused specifically on LGBT issues and organizations. Therefore, two decisions were made that narrowed the scope of what we did and did not include.

- No HIV/AIDS funding is included in the data, even if the population served is LGBT. However, a grant to an HIV/AIDS organization for an LGBT-focused, non-HIV/AIDS related activity, would be included.
- The data does not include grants to organizations or projects that are generally inclusive of LGBT people if the grant is not specifically targeting an LGBT issue or population. For instance, a women's organization given a grant to develop a sex education curriculum for girls, inclusive of LGBT issues, would not be included. If that same organization was funded to provide sex education specifically to lesbians, it would be included. A state-wide human rights advocacy organization given a grant specifically to fight an anti-gay marriage amendment would be included. However, if that same group was given a general support grant, it was not included.

Regranting

To avoid double-counting dollars, this report allocates all regranting monies to the institutions actually doing the regranting. In this way, we are able to provide the greatest amount of information about where and for what purposes money was going, thus capturing the intent of the primary funder and the regranting institution. While this system avoids the double counting, the downside is that it does not accurately present the full funding by those institutions giving regranting money. To address this issue, we have provided information about those foundations and provided the dollar amount of those grants.

Classification System

In addition to recording basic information about the grantmaker (name, city, state, and type of foundation), the grantee (name, city, state, country), and amount and duration of the grant, the database also provides information on the following five areas:

- Geographic focus (local, state, multi-state, national, international) of the grantee;
- Population addressed or served by the grant;
- Type of support (general, program, research, scholarships, capital campaigns, etc.);
- Strategies funded (advocacy, public education, culture, community organizing, litigation, leadership development, etc.);

report methodology

- Issues addressed (civil rights, community building, health, religion, homophobia, etc.).

While several of these categories are self-evident (Geographic Focus and Type of Support), others need some explanation.

The **Population Addressed or Served** category is intended to indicate the targeted audience for the grant. Because our criteria dictated that all of the grants target or serve the needs of LGBT people, our goal was to identify the more targeted constituency or group (youth, seniors, people of color, general population, etc.). For example, a grant serving LGBT seniors of color would be coded to indicate that the primary population addressed or served was Seniors and People of Color; a grant addressing LGBT people in the military would be coded to indicate that the primary population served was people in the military; a grant working for the human rights of LGBT people would indicate the population being addressed or served as LGBT; and a public education campaign to create greater acceptance of LGBT people would designate the General Population as the primary audience being addressed.

Strategies Used and **Issues Addressed** are difficult to assign categories for several reasons. First, the differences in grants classification systems and in the philosophical and political approaches of foundations means that there is no uniformity in the labeling used by reporting foundations. This requires that we make a subjective assignment in order to best fit into our classification system. Second, in many cases, the grants lists we received did not provide any information other than the name of the grantee and the type of support. In these cases, attempts were made to research on-line the work of the grantee to help make an assignment. When this was not possible, the grant was coded as Unspecified. Finally, many grantees use multiple strategies, i.e. litigation, advocacy, public education, and/or address multiple issues.

Report Timeframe

This report is based on grants authorized during calendar year 2003. This means that if a foundation's board met in December 2002 and authorized a grant for work to be done in 2003, we did not include that grant.

Although we are working with the calendar year, there is a sub-set of grantmakers who operate using a different fiscal year and who were only able to provide grants data based on that fiscal year. We decided to allow for this inconsistency with the understanding that we would remain consistent with the future reporting of those grantmakers over time. This consistency will be important to prevent future double counting of grants or to prevent losing some grants by switching time frames.

Multi-year grants are listed only in the year in which they are authorized, with the full amount of the grant listed in that year along with the duration of the grant. The advantage of tracking all funds authorized in a year is that it best reflects a foundation's priorities in any given time period. The disadvantage is that could present an inflated or under-inflated commitment to an interest in an issue over time.

MASTER LIST OF FUNDERS

Foundation Name	# grants	total \$
A Territory Resource	5	11,000.00
Abelard Foundation	1	10,000.00
Adam R. Rose Foundation	7	72,500.00
Agape Foundation	1	2,000.00
Ahmanson Foundation, The	1	25,000.00
Allan Morrow Foundation, The	1	25,000.00
Alphawood Foundation	6	82,500.00
Altria Corporate Services	1	40,000.00
American Express Financial Advisors	7	46,700.00
American Express Philanthropic Program	10	70,250.00
American Psychological Foundation	6	106,809.00
Andersen Foundation, Hugh J.,	3	16,500.00
Anderson Prize Foundation	1	40,000.00
Anonymous 1	6	28,250.00
Anonymous 2	27	3,030,000.00
Arcus Foundation	17	529,000.00
Astraea Lesbian Foundation for Justice	134	977,504.00
Atlantic Philanthropies	3	405,267.29
Ben & Jerry's Foundation	1	1,000.00
Blachford-Cooper Foundation	7	110,000.00
Booth Ferris Foundation	1	45,000.00
Boston Foundation	14	29,250.00
Calamus Foundation	7	55,000.00
California Endowment, The	33	2,241,576.00
California Wellness Foundation, The	1	120,000.00
Cape Cod Foundation, The	5	11,500.00
Carpenter Foundation, E. Rhodes & Leona B.	2	110,000.00
Chicago Foundation for Women	6	28,524.00
Children of Lesbians and Gays Everywhere	5	4,000.00
Chinook Fund	3	12,500.00
Colin Higgins Foundation	10	87,451.00
Columbia Foundation	3	210,000.00
Common Stream	8	150,000.00
Community Foundation for Greater Atlanta	4	41,000.00
Community Foundation for Southern Arizona	2	3,882.00
Community Foundation for the National Capital Region	1	500.00
Community Foundation of Middle Tennessee	1	1,000.00
Community Foundation of Santa Cruz County	7	41,000.00
Community Foundation of Southeastern Michigan	19	203,050.00
Community Foundation Serving Boulder County	10	21,350.00
Cream City Foundation	3	6,500.00
Crossroads Fund	2	11,500.00
Dade Community Foundation	8	15,470.00
David Bohnett Foundation	39	354,338.00
Durfee Foundation, The	3	40,000.00
Equity Foundation	87	100,960.38
Esmond Harmsworth 1997 Charitable Trust	6	215,000.00
Fels Fund, Samuel S.	1	1,500.00
Ford Foundation	11	1,995,000.00
Foundation for the Carolinas	6	5,250.00
Fund for Southern Communities	3	7,000.00

report methodology

Foundation Name	# grants	total \$
Funding Exchange	71	669,983.00
Gannett Foundation	5	25,000.00
Geffen Foundation, The David	15	148,000.00
George Gund Foundation, The	2	27,500.00
Getty Trust, J. Paul	1	4,000.00
Gill Foundation	125	2,648,862.90
Girl's Best Friend Foundation	2	30,800.00
Global Fund for Women	36	335,600.00
Gould Charitable Trust, Edward S.	3	180,000.00
Grantee Exchange Fund/Common Counsel Foundation	1	200.00
Greater Harrisburg Foundation	7	51,838.00
Greater Milwaukee Foundation	1	10,000.00
Guilford Green Foundation	12	30,000.00
Haas Jr. Fund, Evelyn and Walter	30	2,086,000.00
Harry S. Black and Allon Fuller Fund	4	60,000.00
Headwaters Foundation for Justice	8	22,621.00
Hollyfield Foundation	10	33,000.00
Horizons Foundation	64	192,350.00
Houston Endowment	4	18,684.00
Independence Community Foundation	1	7,500.00
International Foundation for Gender Education	4	20,000.00
Ira De Camp Foundation	1	125,000.00
Kalamazoo Community Foundation	5	78,600.00
Kaplan Family Foundation, Rita and Stanley H.	3	27,500.00
Kevin J. Mossier Foundation	8	195,984.00
La Crosse Community Foundation	1	5,000.00
Larsen Foundation, John	4	33,750.00
League Foundation at AT&T	5	8,500.00
Levi Strauss & Co./Foundation	10	189,650.00
Liberty Hill Foundation	21	189,750.00
Lily Auchincloss Foundation	4	40,000.00
List Foundation, Albert A.	2	30,000.00
M.A.C. Global Foundation, The	2	15,000.00
MacArthur Foundation, John D. and Catherine T.	1	15,000.00
Maine Community Foundation	1	1,500.00
Marin Community Foundation	12	37,750.00
Mertz Gilmore Foundation	6	585,000.00
Meyer Memorial Trust	1	100,000.00
Michael Palm Foundation	7	350,500.00
Minneapolis Foundation	8	204,750.00
Ms. Foundation for Women	1	45,000.00
New Harvest Foundation	9	13,175.00
New York Community Trust	15	491,000.00
New York Foundation	6	222,500.00
North Star Fund	8	22,390.00
Oak Park-River Forest Community Foundation	4	20,330.00
Open Society Institute, The	8	520,000.00
Opler Foundation, Scott	2	85,000.00
Otto Bremer Foundation	2	57,500.00
Overbrook Foundation, The	10	255,000.00
Peace Development Fund	1	7,200.00
Peninsula Community Foundation	1	10,000.00

Foundation Name	# grants	total \$
Peter T. Joseph Foundation, The	4	24,000.00
Philadelphia Foundation, The	19	139,300.00
Philanthrofund Foundation	19	49,030.00
Phillips Family Foundation, Jay & Rose	11	217,500.00
Point Foundation	14	143,730.00
Polk Bros. Foundation	3	100,000.00
Pride Foundation	117	370,502.00
Public Welfare Foundation	4	110,000.00
Rainbow Foundation	1	150,000.00
Rapoport Foundation, The Paul	38	509,500.00
Reaugh Trust Fund, Ernest O.,	3	6,000.00
Resist	8	16,300.00
Rhode Island Foundation	5	53,358.00
Rich Eychaner Charitable Trust	6	70,874.00
Richardson Fund, Anne S.,	4	105,000.00
River Rock Foundation	1	5,000.00
Samara Foundation of Vermont	10	23,200.00
San Diego Foundation	8	155,879.00
San Diego Foundation for Change	5	18,000.00
San Diego Human Dignity Foundation	11	85,500.00
San Francisco Foundation, The	20	287,500.00
San Luis Obispo Community Foundation	8	28,500.00
Santa Fe Community Foundation	10	35,300.00
Seattle Foundation, The	3	55,000.00
Shefa Fund, The	3	13,000.00
Sister Fund, The	1	5,000.00
Small Change Foundation	12	110,500.00
Southern Partners Fund	4	37,500.00
St. Paul Foundation	1	15,700.00
St. Paul Travelers Foundation	4	54,500.00
Stonewall Community Foundation	45	680,286.00
Surdna Foundation	3	256,000.00
Ted Snowden Foundation	11	300,000.00
Terry K. Watanabe Charitable Trust	5	264,900.00
Tides Foundation	25	369,612.00
Unicorn Foundation, The	1	25,000.00
Unitarian Universalist Funding Program	7	56,000.00
Unitarian Universalist Veatch Program at Shelter Rock	11	370,000.00
Urgent Action Fund	3	9,700.00
Valentine Perry Snyder Fund	1	25,000.00
van Ameringen Foundation, H.	18	708,000.00
Vanguard Public Foundation	7	18,500.00
Vermont Community Foundation	7	25,000.00
Wallis Foundation	2	35,000.00
Weingart Foundation	4	43,000.00
Wexler-Zimmerman Charitable Trust	3	70,654.00
Women's Foundation of California	11	37,200.00
Women's Sports Foundation	1	2,000.00
Women's Way	1	1,000.00
Z. Smith Reynolds Foundation	1	15,000.00
Zachs Family Foundation, The	2	1,040.00



Funders for Lesbian and Gay Issues

116 East 16th Street, 7th Floor
New York, NY 10003

212 475 2930

www.lgbtfunders.org